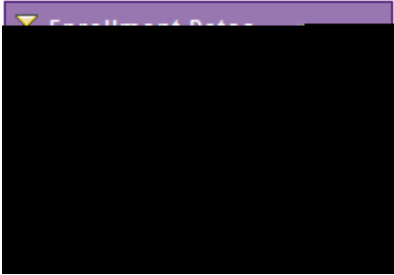
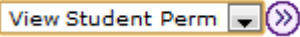
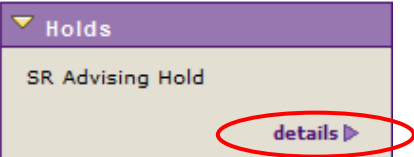
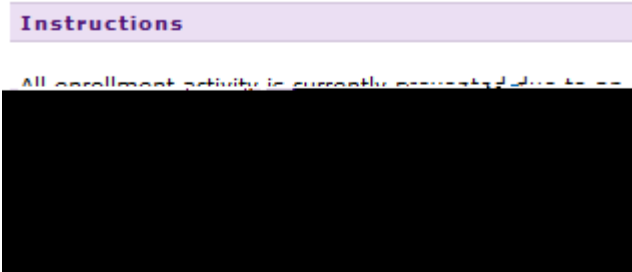
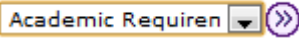



Common Student Questions/Answers

Question	Answer
How do I access my Student Center?	Log into <i>My Universe</i> . Click the Go to My Student Center link on the <i>My Page</i> tab.
How do I access Registration (Enrollment)?	In <i>Student Center</i> , click the Enroll link on the left.
How do I know when I am supposed to register?	Your registration date displays on Student Center in the Enrollment 
Where can I view/accept my financial aid?	<ul style="list-style-type: none"> View - In <i>Student Center</i>, click the View Financial Aid link on the left under the Finances section. Accept/Decline - In <i>Student Center</i>, click the Accept/Decline Financial Aid link on the left under the Finances section.
How do I grant permission for financial aid to apply to misc charges?	In <i>Student Center</i> , under the <i>Finances</i> section, select View Student Permissions and click the Go icon. 
Where can I view any holds I might have?	View holds in the Holds box on Student Center. Click the details link for a full description and action needed.  Example of Instructions within details : 
How can I run my Academic Advisement report?	In <i>Student Center</i> , under the <i>Academics</i> section, select Academic Requirements from the drop-down box and click the Go icon. 
How can I find my Advisor's name and contact information?	In <i>Student Center</i> , on the right side, view your Advisor in the Advisor box. Click the details link for contact information.



Question	Answer
----------	--------

Question	Answer
<p>What if I have system issues or what if the system says I'm not authorized?</p>	<p>Because the system is web-based, sometimes issues occur due to cache or cookies. To resolve, close all MyUNiverse windows. Access MyUNiverse and clear your cache before logging in:</p> <ul style="list-style-type: none"> • Internet Explorer and Firefox browser users, simply press CONTROL + SHIFT + DELETE on your keyboard. Select the appropriate categories and click the Delete button. • Safari browser users, select Empty Cache in the Safari menu. To delete cookies, select Preferences, Bookmarks, Show Cookies, Remove. <p>If issues persist, contact the Computer Consulting Center.</p>
<p>Why do I see a spinning wheel in the upper right corner of the screen?</p> 	<p>The Processing icon displays in the upper right corner when the system is processing information. For example, you will see this icon when you perform a search and the system is gathering results to return.</p>
<p>Where can I find instructions Student Center?</p>	<p>Before you click the Go to my Student Center link, click the Help ? icon in the upper right corner of the Student Center pagelet.</p>